

Consumer Price Index Charts December 2022 - March 2024

This appendix is included to assist with ascertaining how prices, relevant to the costs of running a taxi, have risen, and fallen in the UK since the last fare rise in December 2022. It is compiled using data from the Office for National Statistics.

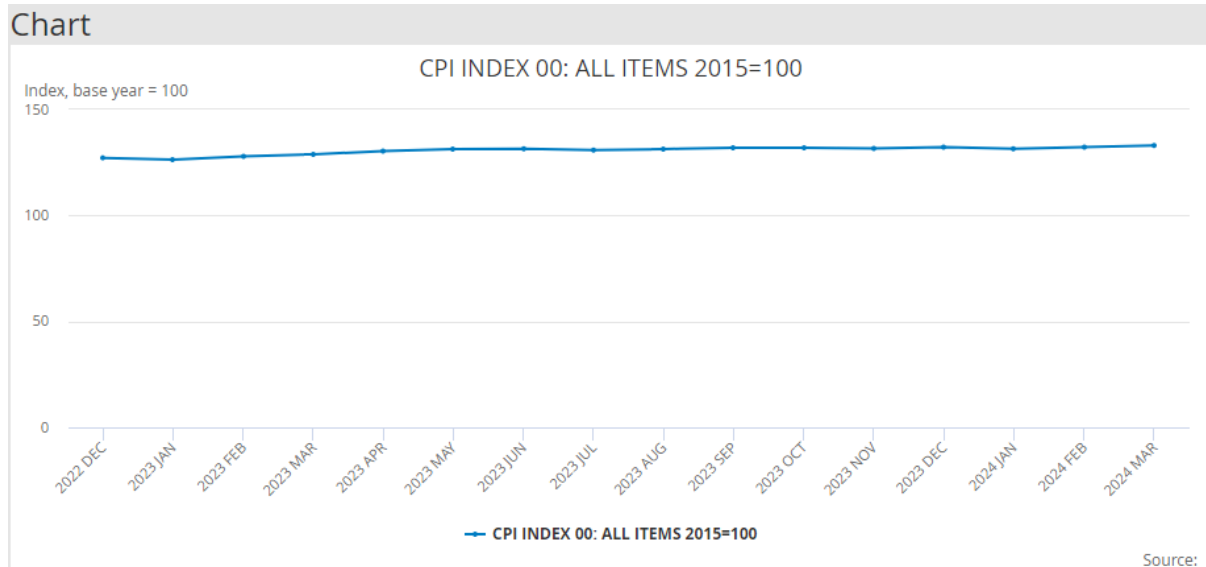
Consumer Price Index (CPI)

The Consumer Price Index (CPI) is a measure of consumer price inflation. The chart below shows the CPI values for all items from December 2022 to March 2024

December 2022 Value: 127.2

March 2024 Value: 133.0

Percentage increase = 4.56%



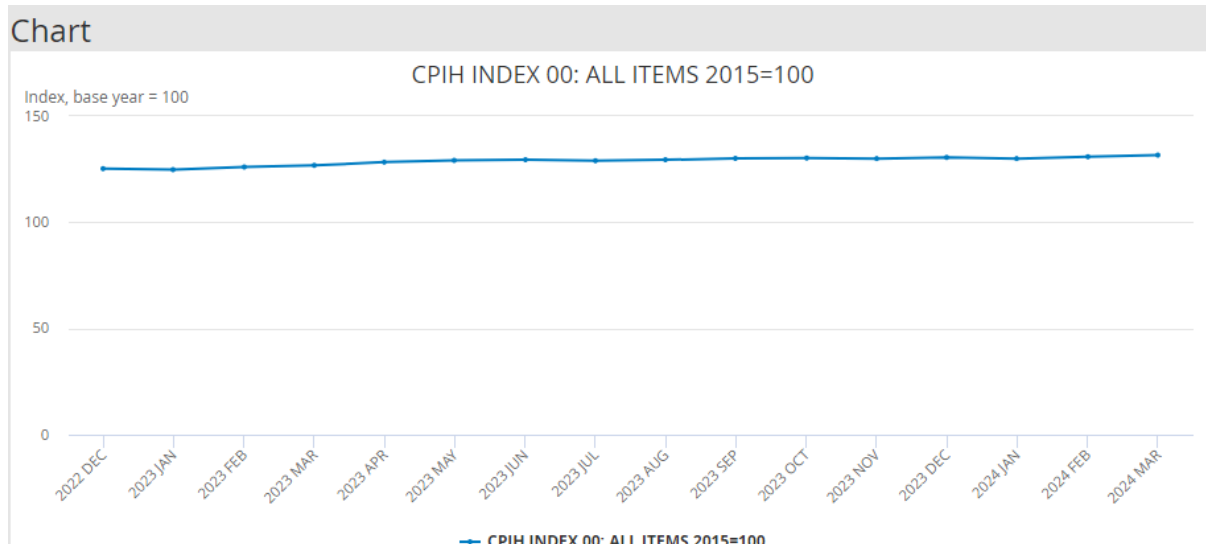
Consumer Price Index including owner occupiers' housing costs (CPIH)

The CPIH is a measure of UK consumer price inflation that include owner occupiers' housing costs. The chart below shows the CPIH values for all items for the period from December 2022 to March 2024.

December 2022 Value: 125.3

March 2024 Value: 131.6

Percentage increase = 5.03%



APPENDIX B

CPI relevant representative items December 2022 - March 2024

The Consumer Price Index (CPI) includes all types of household spending and is compiled using prices of a large and varied sample of products in selected locations. The goods and services for which prices are recorded are called “representative items”. The CPI is compiled using around 700 separate representative items and their movements are taken to represent the prices changes for all goods and services covered by the index.

Some of the representative items relating to the changing costs of running a household vehicle (and which therefore may be of assistance in determining how the costs of running a taxi have changed since 2022) are listed below:

Consumer Price Index – New Cars and Second-Hand Cars

The purchase of both new cars and second-hand cars are representative items within the CPI.

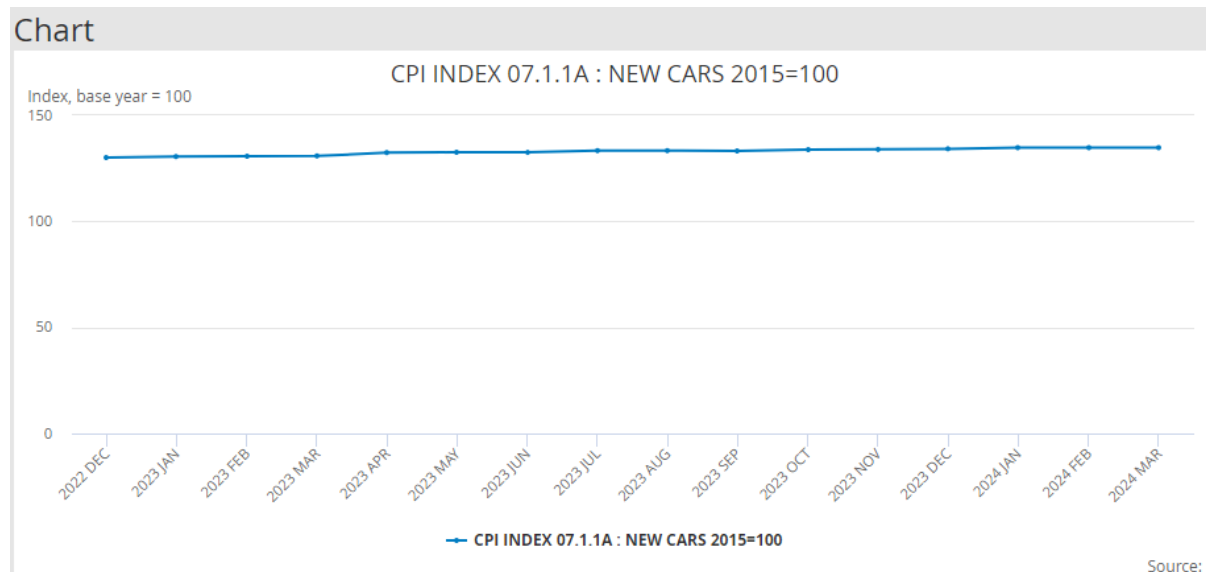
Purchase of new cars

The Chart below shows the CPI index values for the purchase of new cars from December 2022 to March 2024

December 2022 Value: 130.1

March 2024 Value: 134.7

Percentage increase = 3.54%



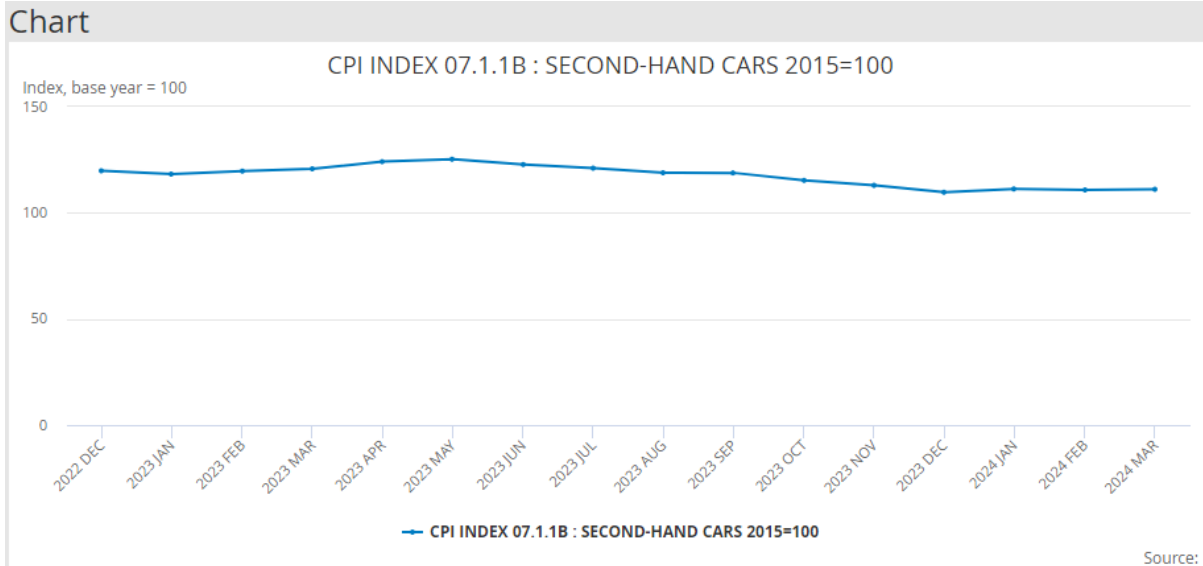
Purchase of second-hand cars

The Chart below shows the CPI index values for the purchase of second-hand cars from December 2022 to March 2024

December 2022 – Value – 119.8

March 2024 – Value – 111.1

Percentage decrease = 7.26%



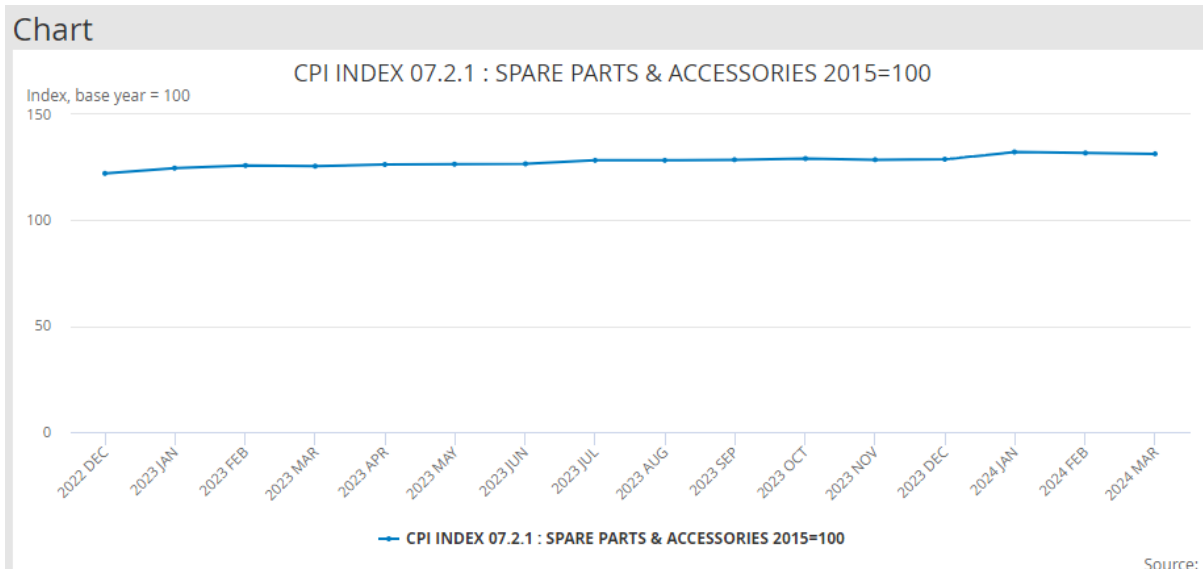
Consumer Price Index –spare parts & accessories for personal transport equipment

The Chart below shows the CPI index values for spare parts & accessories for personal transport equipment from December 2022 to March 2024

December 2022 Value = 122.2

March 2024 Value: 131.4

Percentage increase = 7.53%



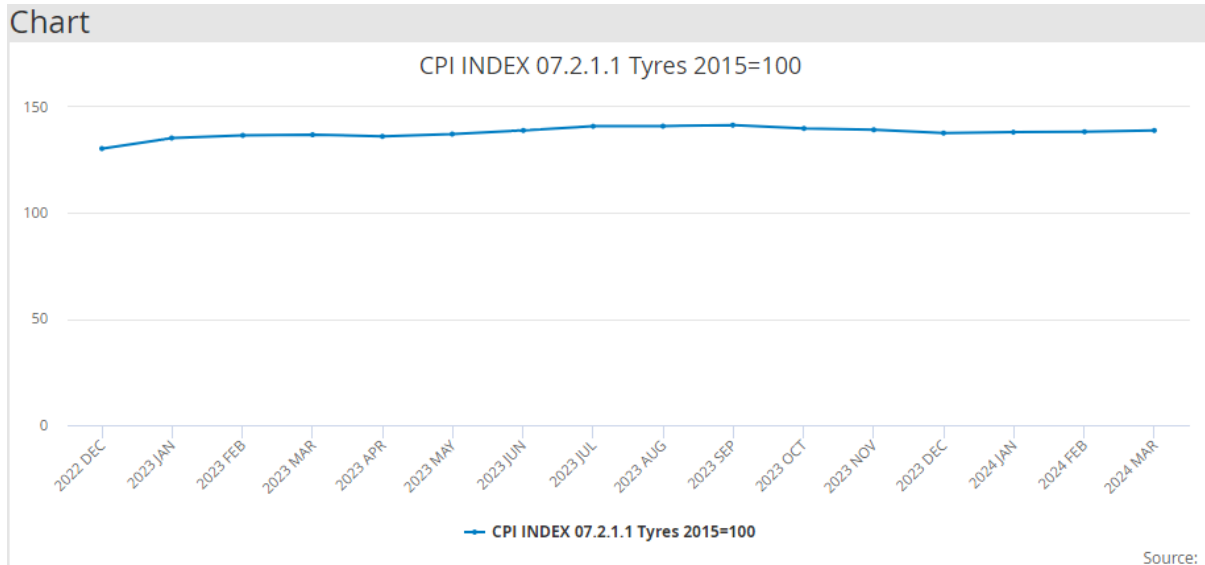
Consumer Price Index - Tyres

The Chart below shows the CPI index values for tyres from December 2022 to March 2024

December 2022 Value = 130.4

March 2024 Value – 138.9

Percentage increase = 6.52%



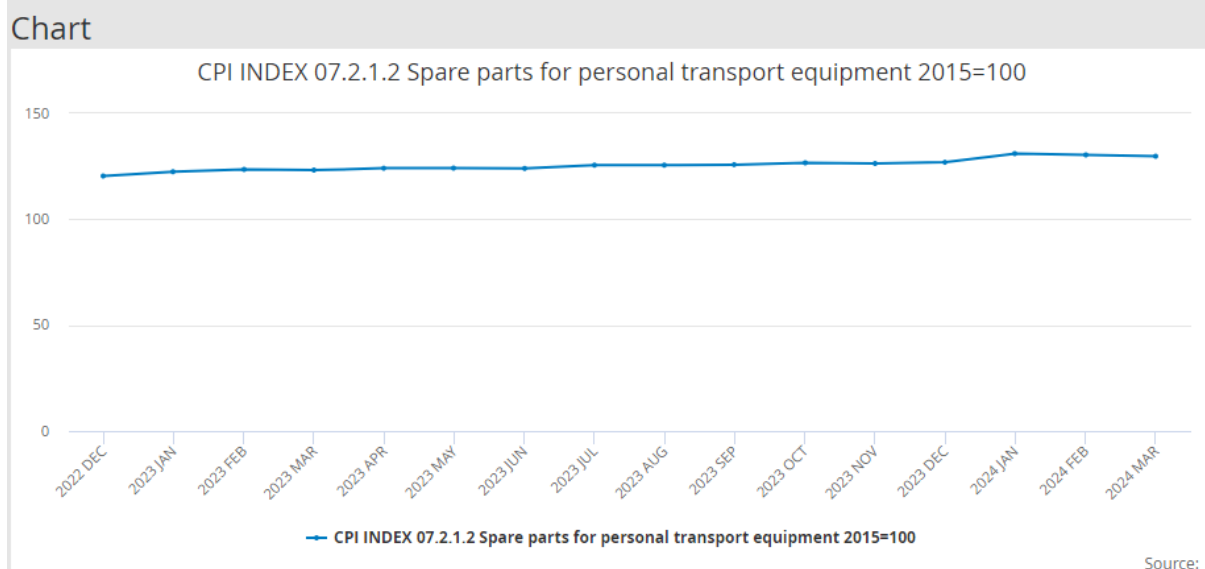
Consumer Price Index – Spare parts for personal transport equipment

The Chart below shows the CPI index values for spare parts for personal transport equipment from December 2022 to March 2024.

December 2022 Value: 120.4

March 2024 Value: 129.8

Percentage increase: 7.81%



Consumer Price Index – fuels & lubricants

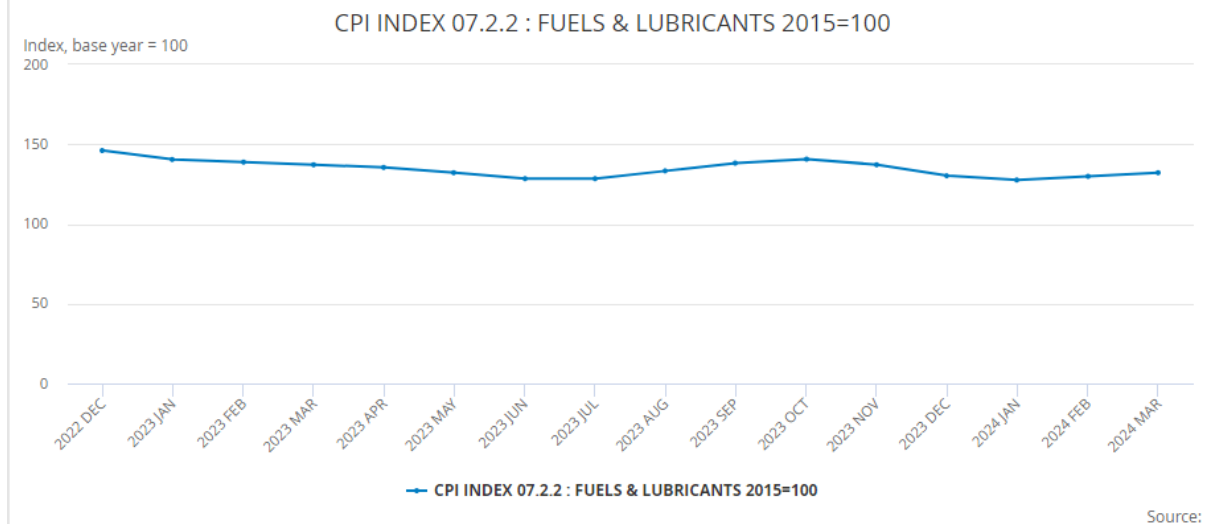
The Chart below shows the CPI index values for fuels and lubricants from December 2022 to March 2024

December 2022 Value: 146

March 2024 Value: 132.2

Percentage decrease = 9.45%

Chart



Consumer Price Index – Diesel

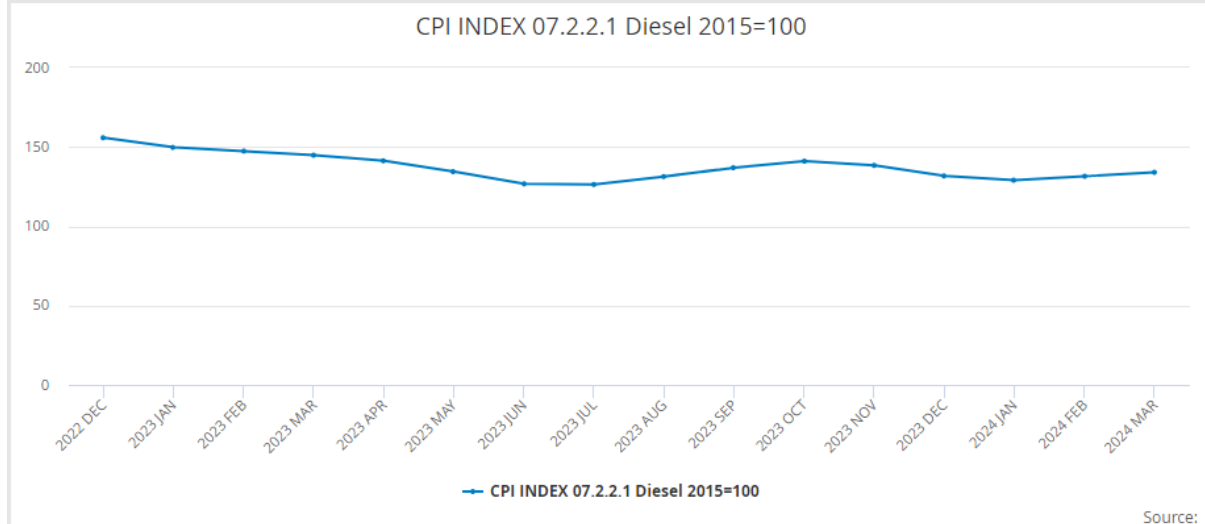
The Chart below shows the CPI index values for diesel from December 2022 to March 2024

December 2022 – Value – 155.8

March 2024 – Value – 134.1

Percentage decrease = 13.93%

Chart



Consumer Price Index – Petrol

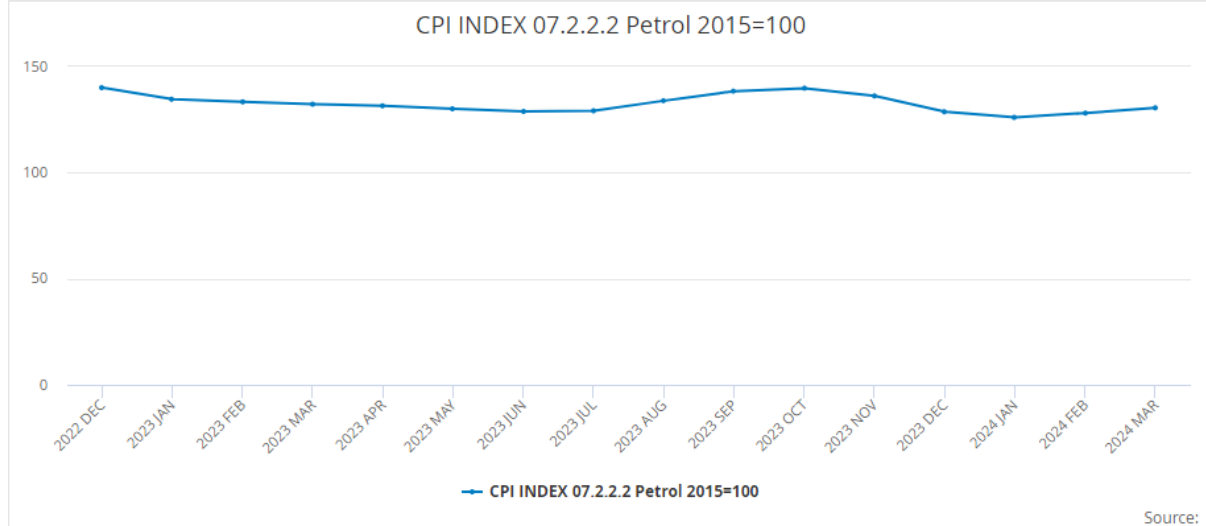
The Chart below shows the CPI index values for petrol from December 2022 to March 2024

December 2022 Value = 140

March 2024 – Value – 130.5

Percentage decrease = 6.79%

Chart



Consumer Price Index – maintenance & repairs

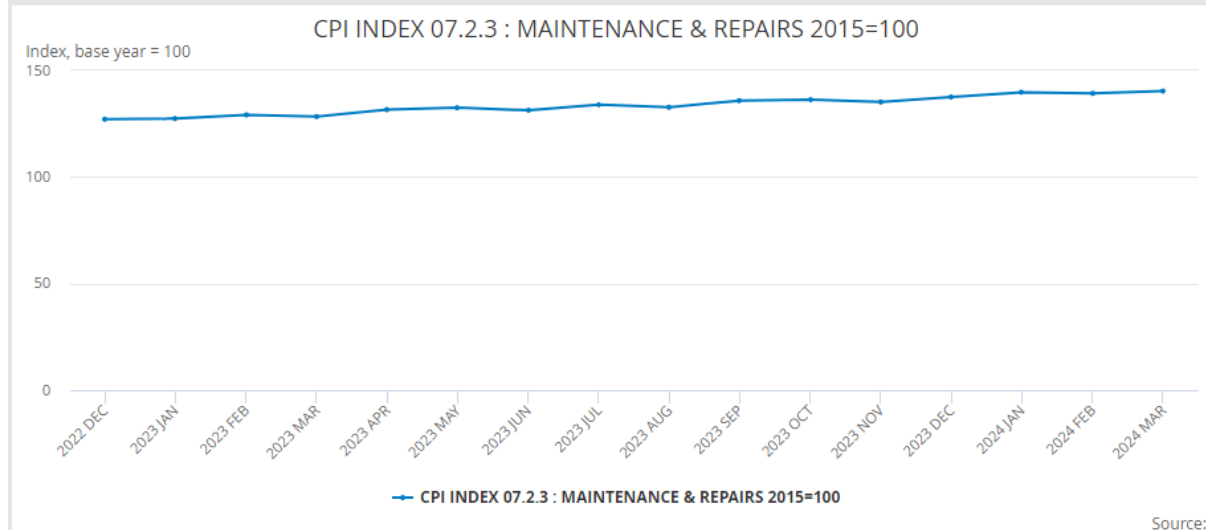
The Chart below shows the CPI Index values for vehicle maintenance & repairs from December 2022 to March 2024

December 2022 Value – 127.1

March 2024 – Value – 140.4

Percentage increase = 10.46%

Chart



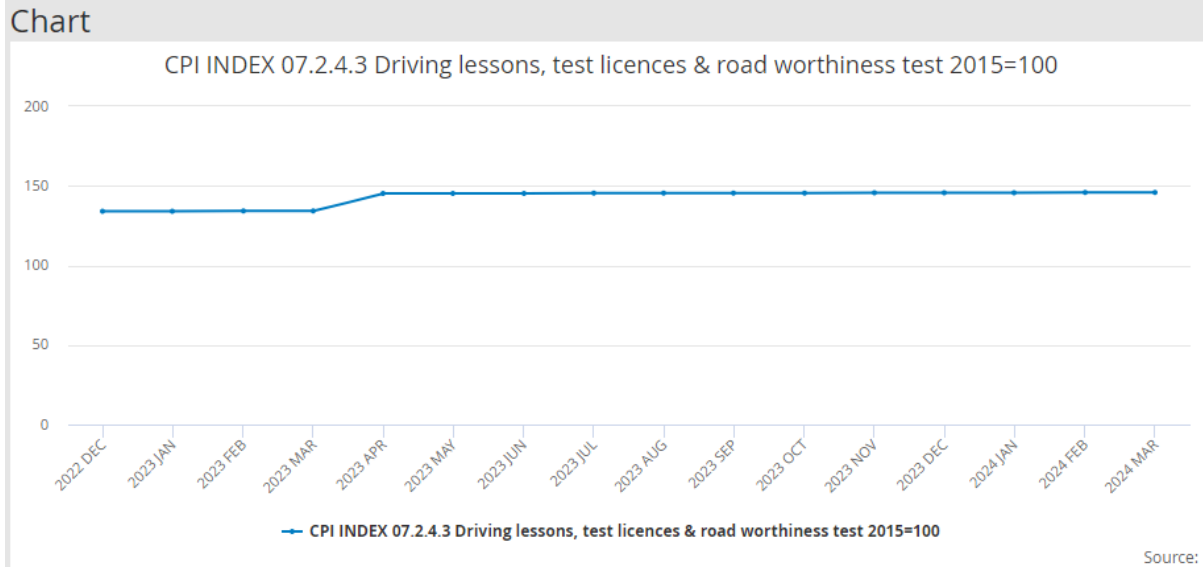
Consumer Price Index – Driving lessons, test licences & road worthiness tests

The Chart below shows the CPI index values for driving lessons, test licences & road worthiness tests from December 2022 to March 2024

December 2022 Value: 134

March 2024 Value – 145.9

Percentage increase = 8.88%



Consumer Price Index – Transport Services

One of the measures included within the Consumer Price Index is “transport services”. This includes the cost of passenger transport by railway, train, underground and tram, road and other transport services, bus and coach, taxi and hired car, air, sea and inland waterway and also removal and storage services.

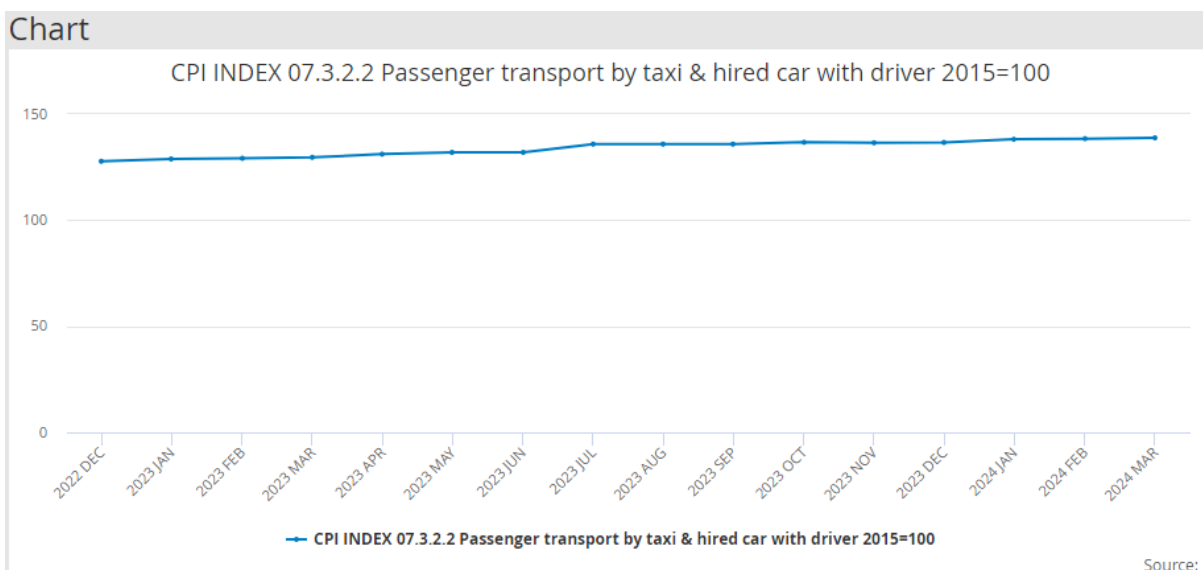
CPI Index – passenger transport by taxi & hired car with driver

The Chart below shows the CPI index values for passenger transport by taxi & hired car with driver from December 2022 to March 2024

December 2022 – Value – 127.7

March 2024 – Value – 138.8

Percentage increase = 8.69%



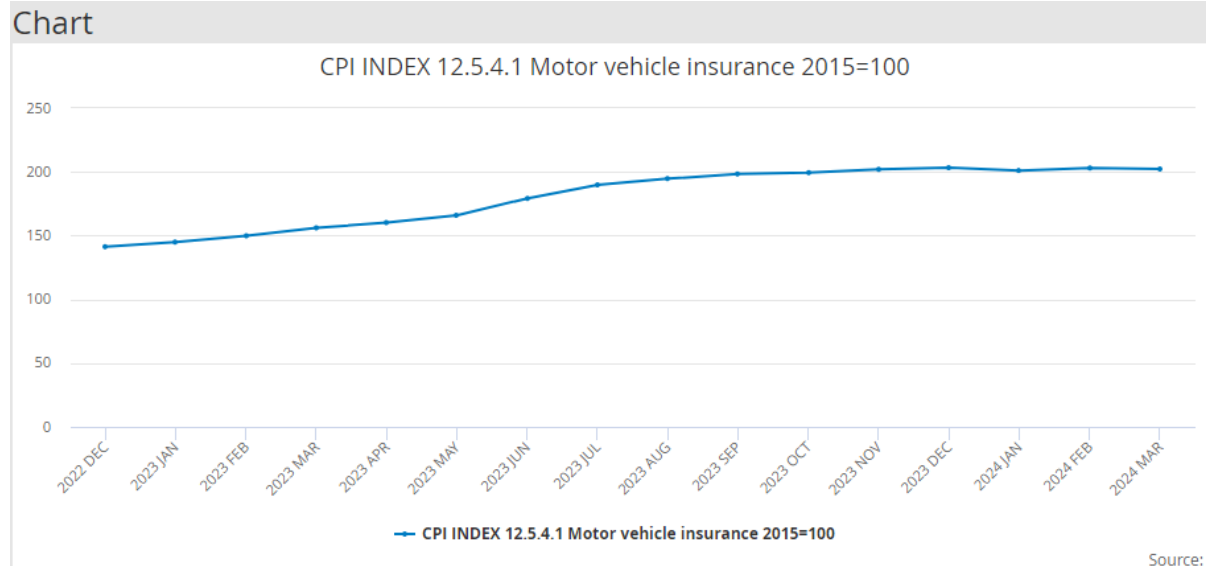
Consumer Price Index – Motor vehicle insurance

The Chart below shows the CPI values for motor vehicle insurance from December 2022 to March 2024

December 2022 Value: 136.9

March 2024 Value: 168.8

Percentage increase = **23.30%**



All charts and data referred to within this appendix are sourced from the Office for National Statistics (ONS) website and contains public sector information licensed under the Open Government Licence v3.0:

<https://www.nationalarchives.gov.uk/doc/open-government-licence/version/3/>

The following publications have been referenced:

CPIH Index 00: All items

<https://www.ons.gov.uk/economy/inflationandpriceindices/timeseries/l522/mm23>

CPI Index 00: All items

<https://www.ons.gov.uk/economy/inflationandpriceindices/timeseries/d7bt/mm23>

APPENDIX B

CPI Index 07: Transport

<https://www.ons.gov.uk/economy/inflationandpriceindices/timeseries/d7c2/mm23>

CPI Index 07:1: Purchase of vehicles

<https://www.ons.gov.uk/economy/inflationandpriceindices/timeseries/d7co/mm23>

CPI Index 07.1.1A: Purchase of new cars

<https://www.ons.gov.uk/economy/inflationandpriceindices/timeseries/d7e8/mm23>

CPI Index 07.1.1B: Purchase of second-hand cars

<https://www.ons.gov.uk/economy/inflationandpriceindices/timeseries/d7e9/mm23>

CPI Index 07.2.1.1: Tyres

<https://www.ons.gov.uk/economy/inflationandpriceindices/timeseries/l7fm/mm23>

CPI Index 07.2.1: Spare Parts & Accessories

<https://www.ons.gov.uk/economy/inflationandpriceindices/timeseries/l548/mm23>

CPI Index 07.2.2: Fuels & Lubricants

<https://www.ons.gov.uk/economy/inflationandpriceindices/timeseries/d7ec/mm23>

CPI Index 07.2.2.1: Diesel

<https://www.ons.gov.uk/economy/inflationandpriceindices/timeseries/l7fo/mm23>

CPI Index 07.2.2.2: Petrol

<https://www.ons.gov.uk/economy/inflationandpriceindices/timeseries/l7fp/mm23>

CPI Index 07.2.3: Maintenance & repairs

<https://www.ons.gov.uk/economy/inflationandpriceindices/timeseries/d7ed/mm23>

CPI Index 07.2.4.3: Driving lessons, test licences & road worthiness test

<https://www.ons.gov.uk/economy/inflationandpriceindices/timeseries/l7fu/mm23>

CPI Index 07.3.2.2: passenger transport by taxi & hired car with driver

<https://www.ons.gov.uk/economy/inflationandpriceindices/timeseries/l7g2/mm23>

CPI Index 12.5.4.1: Motor vehicle insurance

<https://www.ons.gov.uk/economy/inflationandpriceindices/timeseries/l7je/mm23>